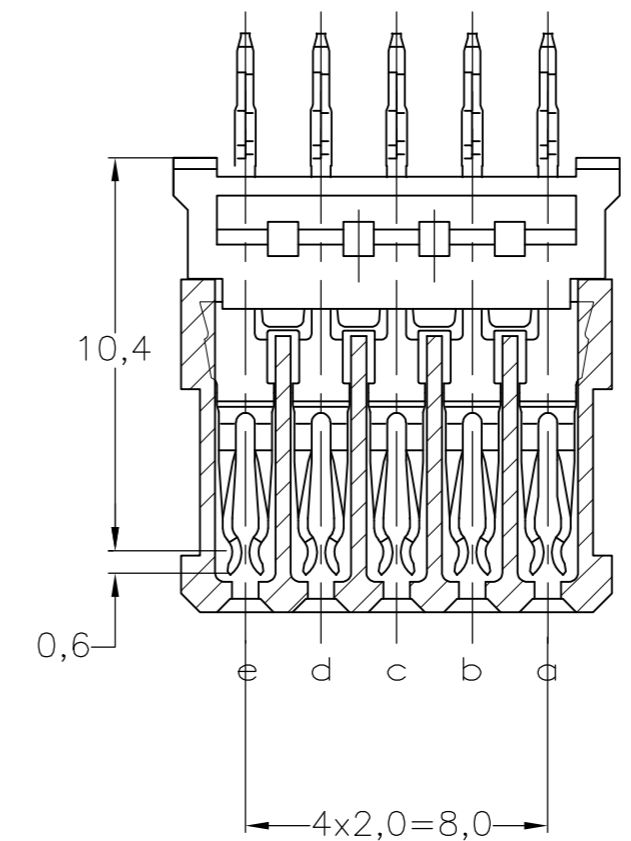
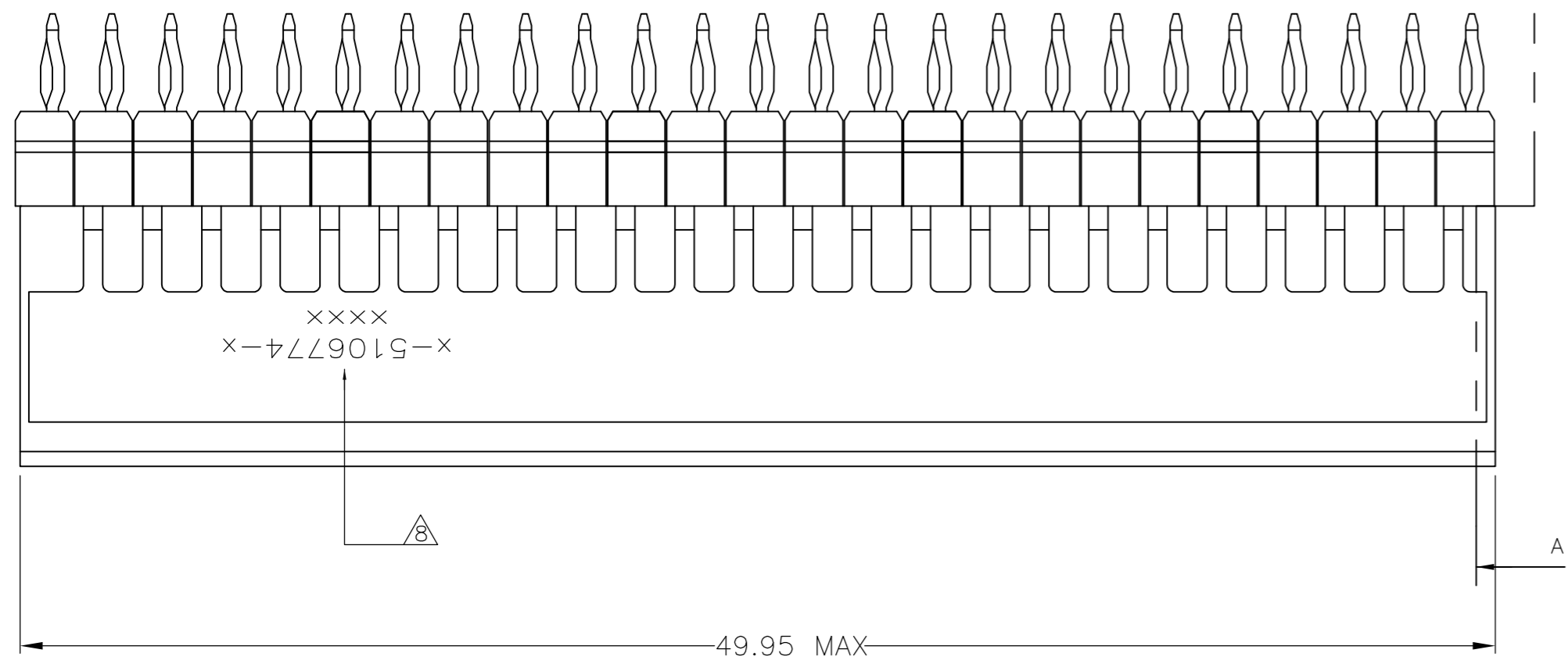
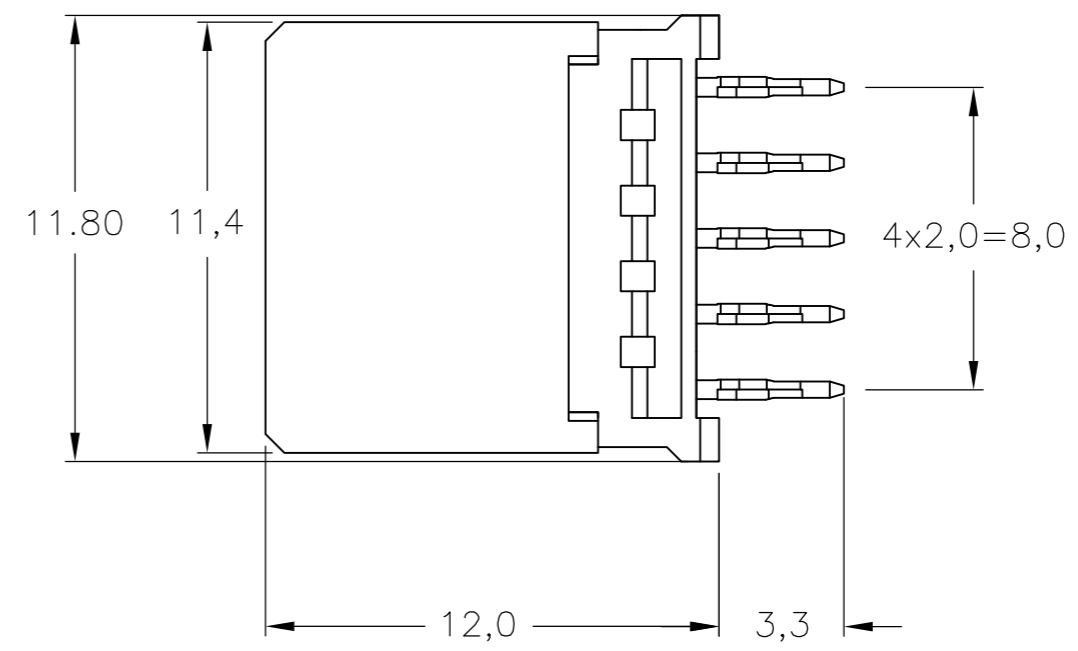
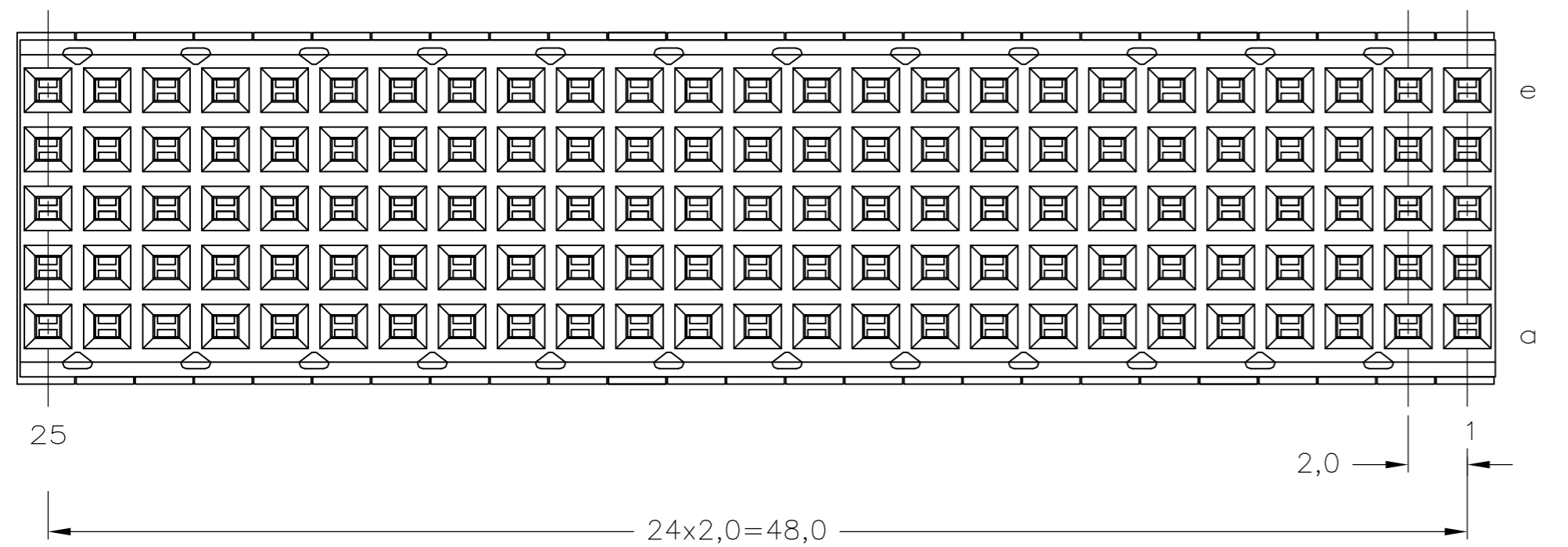


THIS DRAWING IS UNPUBLISHED. RELEASED FOR PUBLICATION  
 © COPYRIGHT - By - ALL RIGHTS RESERVED.

LOC		DIST		REVISIONS			
P	LTR	DESCRIPTION		DATE	DWN	APVD	
G		REVISED PER ECO-12-012363		05JUL2012	SY	AC	

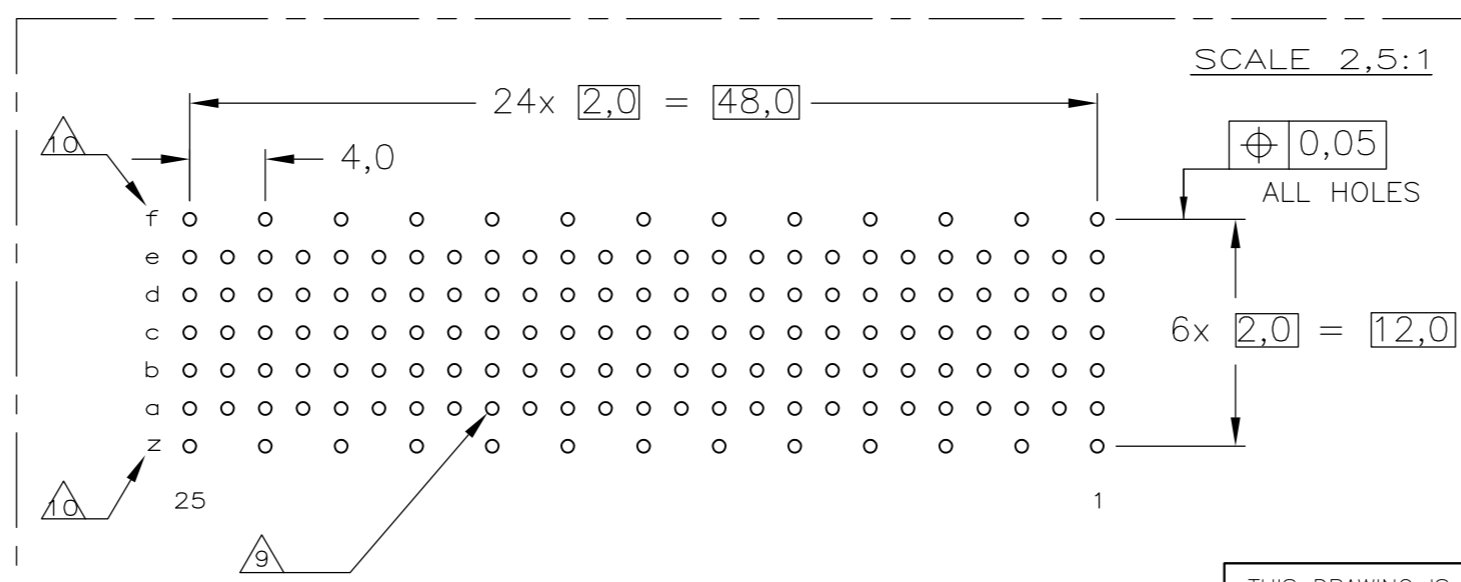


SECTION A-A



NOTES:

- 1 MATERIAL CONTACT: PHOSPHORBRONZE  
MATERIAL HOUSING: GLASSFILLED POLYESTER  
UL-RATING 94V0 (GRAY).
- 2 GENERAL PLATING SPECIFICATION: UNDERPLATING (ENTIRE CONTACT):  
1,27µm NICKEL MIN. AND ACTION PIN: 0,5µm TIN MIN.  
FOR PLATING OF MATING SURFACES SEE APPLICABLE  
SPECIFICATION REFERENCE FOR EACH DASH NUMBER.
- 3 CONFORMS TO ALL TESTING ACCORDING IEC 61076-4-101  
PERFORMANCE LEVEL 2.
- 4 CONFORMS TO ALL TESTING ACCORDING IEC 61076-4-101  
PERFORMANCE LEVEL 1.
- 5 CONNECTOR TESTED AND QUALIFIED AGAINST TELCORDIA GR-1217-CORE  
QUALITY LEVEL III, CENTRAL OFFICE APPLICATIONS.
- 6 CONNECTOR TESTED AND QUALIFIED AGAINST TELCORDIA GR-1217-CORE  
QUALITY LEVEL III, UNCONTROLLED ENVIRONMENT APPLICATIONS.
- 7 CONNECTOR LUBRICATED WITH TELCORDIA GR-1217-CORE  
APPROVED LUBRICANT.
- 8 CONNECTOR PRINTED WITH PARTNUMBER AND DATECODE.
- 9 PLATED-THROUGH HOLES AT 2x2mm SQUARE GRID (125 HOLES).
- 10 HOLES IN ROW f AND z FOR POSSIBLE FUTURE USE OF  
GROUND RETURN SHIELD. (SHIELDS NOT YET TOOLED)
- 11 0,76µm MIN GOLD PLATING AT MATING SURFACE.



P.C.B. HOLE DIM. ACTION PIN  
 FOR DETAILS SEE  
 APPLICATION SPECIFICATION

THIS DRAWING IS A CONTROLLED DOCUMENT.		DWN	13AUG2004		
		CHK	27OCT2004		
		APVD	27OCT2004	NAME	
		PRODUCT SPEC		Z-PACK 2mm HM TYPE B	
		APPLICATION SPEC		125 POS. VERTICAL FEMALE	
		WEIGHT		CONNECTOR ASSEMBLY	
		CUSTOMER DRAWING		SIZE	RESTRICTED TO
				A2	-
				CAGE CODE	DRAWING NO
				00779	C=5106774
				SCALE	SHEET
				5:1	1 of 1
				REV	G